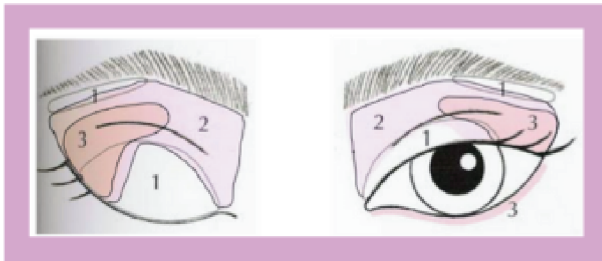
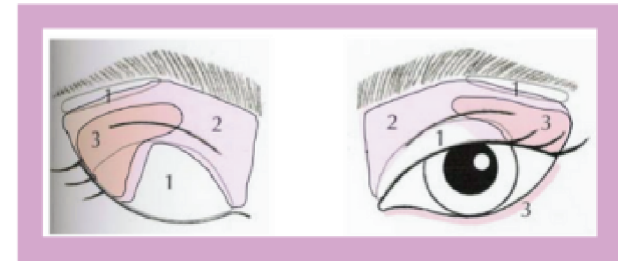


Wide-Set Eyes



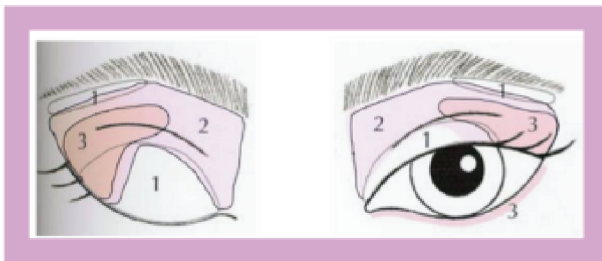
- If the spacing between your eyes is wider than the width of one eye, your eyes are considered wide-set. Your goal is to create the illusion that they are set closer together.
- You will darken the inside hollows of your eye next to the bridge of your nose. Deepening the color helps this area appear to recede and makes your eyes look closer together.
- Begin all dark color application slightly in from the outer corners and blend your shadow in and up. This will “pull” your eyes closer together.

Wide-Set Eyes



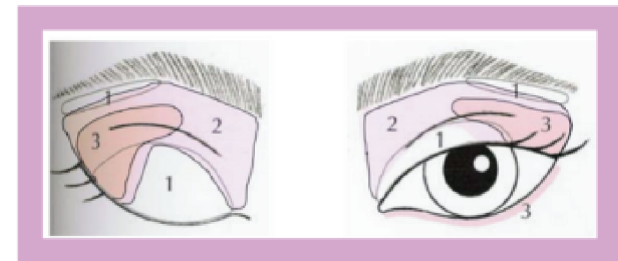
- If the spacing between your eyes is wider than the width of one eye, your eyes are considered wide-set. Your goal is to create the illusion that they are set closer together.
- You will darken the inside hollows of your eye next to the bridge of your nose. Deepening the color helps this area appear to recede and makes your eyes look closer together.
- Begin all dark color application slightly in from the outer corners and blend your shadow in and up. This will “pull” your eyes closer together.

Wide-Set Eyes



- If the spacing between your eyes is wider than the width of one eye, your eyes are considered wide-set. Your goal is to create the illusion that they are set closer together.
- You will darken the inside hollows of your eye next to the bridge of your nose. Deepening the color helps this area appear to recede and makes your eyes look closer together.
- Begin all dark color application slightly in from the outer corners and blend your shadow in and up. This will “pull” your eyes closer together.

Wide-Set Eyes



- If the spacing between your eyes is wider than the width of one eye, your eyes are considered wide-set. Your goal is to create the illusion that they are set closer together.
- You will darken the inside hollows of your eye next to the bridge of your nose. Deepening the color helps this area appear to recede and makes your eyes look closer together.
- Begin all dark color application slightly in from the outer corners and blend your shadow in and up. This will “pull” your eyes closer together.