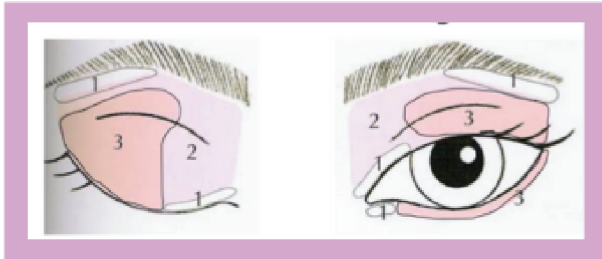
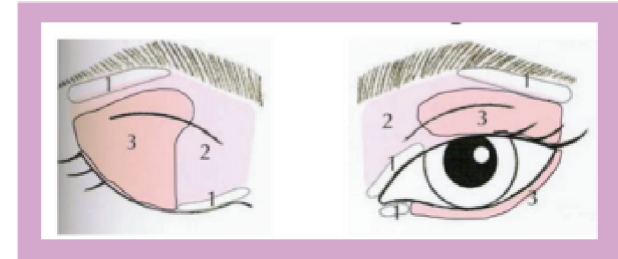


Hooded Eyes



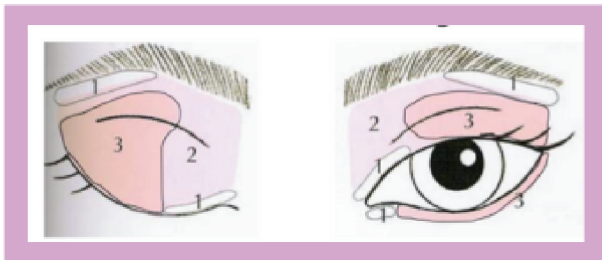
- Hooded eyes show very little lid. Our goal is to make the fleshy lid area “push away” or recede, and help your eyes become more prominent than the eyelids.
- Never use a dark eye shadow over the entire lid because it makes it appear heavier and will close in your eyes.
- Don't be tempted to highlight the brow bone too much because doing so can accentuate the hooded appearance of the eyelid.
- Hooded eyes benefit from a well-defined lashline, both upper and lower, so use eye defining pencil and/or line with shadow.

Hooded Eyes



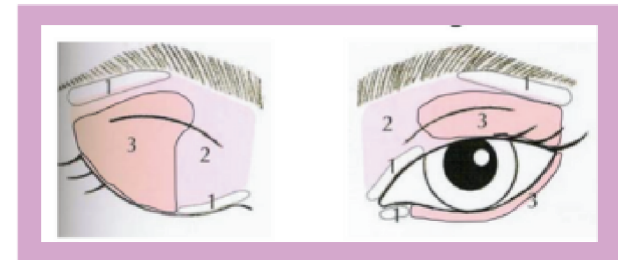
- Hooded eyes show very little lid. Our goal is to make the fleshy lid area “push away” or recede, and help your eyes become more prominent than the eyelids.
- Never use a dark eye shadow over the entire lid because it makes it appear heavier and will close in your eyes.
- Don't be tempted to highlight the brow bone too much because doing so can accentuate the hooded appearance of the eyelid.
- Hooded eyes benefit from a well-defined lashline, both upper and lower, so use eye defining pencil and/or line with shadow.

Hooded Eyes



- Hooded eyes show very little lid. Our goal is to make the fleshy lid area “push away” or recede, and help your eyes become more prominent than the eyelids.
- Never use a dark eye shadow over the entire lid because it makes it appear heavier and will close in your eyes.
- Don't be tempted to highlight the brow bone too much because doing so can accentuate the hooded appearance of the eyelid.
- Hooded eyes benefit from a well-defined lashline, both upper and lower, so use eye defining pencil and/or line with shadow.

Hooded Eyes



- Hooded eyes show very little lid. Our goal is to make the fleshy lid area “push away” or recede, and help your eyes become more prominent than the eyelids.
- Never use a dark eye shadow over the entire lid because it makes it appear heavier and will close in your eyes.
- Don't be tempted to highlight the brow bone too much because doing so can accentuate the hooded appearance of the eyelid.
- Hooded eyes benefit from a well-defined lashline, both upper and lower, so use eye defining pencil and/or line with shadow.